

# Universal

SERIES

*Built for strength. Built to last.*



*Model 225 SP with optional Stockton windows*

# MODEL 225



**GOOD**

*Model 225 Short Panel*

The cost effective Model 225 offers exceptional value. The exterior of the door is embossed with a woodgrain texture finish accented by an elegant raised panel design. The door is composed of 25 gauge hot dipped galvanized steel with baked-on polyester paint and reinforced rail for strength and safety.

- ▲ 25 Gauge woodgrain textured steel
- ▲ Unique sculpted panel design
- ▲ Short and Long panel
- ▲ 2" section thickness
- ▲ Tongue and groove section rail
- ▲ All 21" sections include shadow groove
- ▲ Heavy gauge galvanized stiles
- ▲ Doors pre-painted white or almond
- ▲ 18" and 21" section heights
- ▲ Inclusive Hardware packs available
- ▲ Optional CFC free Polystyrene insulation with a rigid vinyl backskin. Calculated R-Value 6.25
- ▲ Limited Lifetime warranty
- ▲ Exclusive RITS™ "Reinforced Integral Truss System" Design

# MODEL 224



**BETTER**

*Model 224 Long Panel*

For strength and longevity, the Model 224 utilizes heavy 24-gauge steel without sacrificing beauty. The exterior of the door is embossed with a woodgrain texture finish accented by a raised panel design. The door is composed of 24 gauge hot dipped galvanized steel with baked-on polyester paint and reinforced rail for strength and safety.

- ▲ 24 Gauge woodgrain textured steel
- ▲ Unique sculpted panel design
- ▲ Short, Long panel and Flush available
- ▲ 2" Section thickness
- ▲ Tongue and groove section rail
- ▲ Heavy gauge galvanized stiles
- ▲ Doors pre-painted white or almond
- ▲ 18" and 21" section heights
- ▲ Inclusive Hardware packs available
- ▲ Optional CFC free Polystyrene insulation with a rigid vinyl backskin. Calculated R-Value 6.25
- ▲ Limited Lifetime warranty
- ▲ Exclusive RITS™ "Reinforced Integral Truss System" Design



# MODEL 625



**BEST**

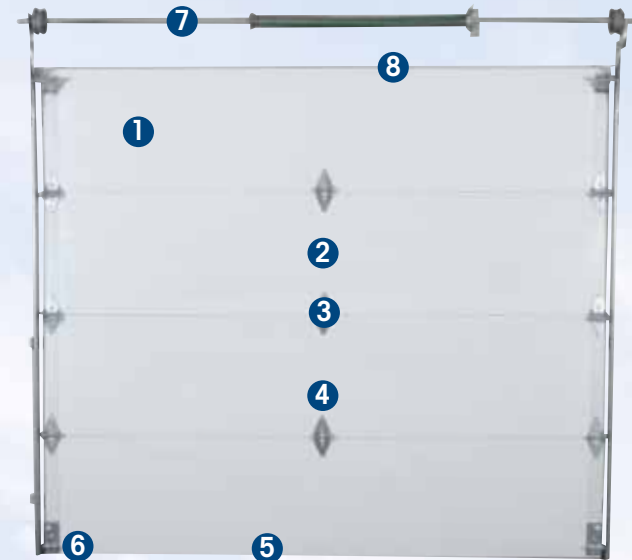
*Model 625 SP with optional Sherwood Windows*

The Model 625 is a thermally efficient steel front and steel backed "sandwich style" door. Formed with a unique sculpted raised panel the Model 625 is embossed with a natural wood grain texture. The core is CFC free Polystyrene insulation with a steel back skin for thermal efficiency. The Model 625 door will add great value and beauty to any home.

- ▲ 26 Gauge woodgrain textured steel
- ▲ Unique sculpted panel design
- ▲ Short, Long panel or Flush available
- ▲ 2" section thickness
- ▲ Calculated R-Value 9.0
- ▲ Tongue and groove section rail
- ▲ Full length hinge strip
- ▲ Doors pre-painted white or almond
- ▲ 18" and 21" section heights
- ▲ Inclusive Hardware packs available
- ▲ CFC free Polystyrene insulation with a 26 gauge steel back skin
- ▲ Limited Lifetime warranty

## Standard Features

- 1 26 gauge door back skin
- 2 Continuous internal verticle hinge strap
- 3 Tongue & groove section rail
- 4 Industry standard Hinges
- 5 Reinforced aluminum bottom retainer
- 6 Vinyl bottom weather seal
- 7 Galvanized torsion tube
- 8 Heavy gauge stiles - pre-painted white



# Universal SERIES

www.universalgaragedoor.com



Introducing the Universal Series garage doors from 1st United Door Technologies. The workmanship and quality materials ensure you have a garage door that is built for strength, longevity and durability.

**Warranty** - The Model 225, 224 and 625 offer a limited lifetime warranty. 1st United Door Technologies warrants each garage door to be free from defects in material and workmanship to the original purchaser. A copy of this warranty is available upon request.

**R-Value** - Calculated door section R-Values are in accordance with DASMA TDS-163.


**Reinforced Aluminum Bottom Extrusion** - Heavy duty grooved "U" type weather seal is set into an aluminum reinforced "L" angle, and fastened to the bottom section.

## Available Colors



Face/Back side colors: White/White; Almond/White; Brown/Sandstone; Sandstone/Brown  
\*Check with your local Dealer for price and availability. Color may vary.  
Factory color chip samples available for closer match.


## Window Options



Short Panel




Long Panel



Flush Panel



**Optional Energy Efficient Insulation**  
CFC free Polystyrene insulation with a rigid vinyl back skin, R factor of 6.25.  
Laminated PVC backing is available as a factory installed option. Calculated door section R-Values are in accordance with DASMA TDS-163.



**Exclusive RITS™ Design**  
Exclusive RITS™

"Reinforced Integral Truss System" design, for increased section strength and wind-load capabilities that include tongue and groove weather resistant meeting rails.



## I-Beam Center Stiles

I-beam center stiles are engineered to reinforce the construction of the section and designed to eliminate the use of plastic reinforcement angles when the section is insulated. Pre-painted white stiles are used for Models 625.

Universal Series garage doors are available with a wind load reinforcement system to withstand high-wind conditions.  
Factory quote only.

## 1st United Door Technologies, LLC

7255 S. Kyrene Road  
Tempe, Arizona 85283  
Phone: 480-705-6632  
Fax: 480-705-8497  
Toll Free: 866-366-7636  
sales@firstudt.com  
www.firstudt.com

Distributed By:

